

### 33. Motorradgeländefahrt "Durch das Mansfelder Land"

K l a s s e : E3 - über 290ccm 2T über 490ccm 4T

Alle Ergebnisse sind inoffiziell.











































Stand: 28.09.2019 16:03:50

Übersicht

Suche



Platz	STNR	WPs	KLASSE	NAME	VORNAME	Fahrzeug	Land	GESAMT	Abstand	Abstand2	WP1.1	WP1.2	WP1.3	WP2.1	WP2.2	WP2.3	ZK-Strafen	Strafen						
1.	231	6	E3	Kühne	Martin			22:50.99			2:28.16	1	2:25.36	1	2:25.26	2	5:11.40	2	5:11.77	2	5:09.04	1	00:00:00	00:00:00
2.	265	6	E3	Mund	Carl-Eric			22:50.99	+0:00:00		2:32.15	5	2:26.47	2	2:27.46	4	5:07.17	1	5:06.84	1	5:10.90	2	00:00:00	00:00:00
3.	234	6	E3	Braune	Norman			23:15.68	+0:24.69	+0:24.69	2:28.36	2	2:27.54	3	2:24.87	1	5:15.89	3	5:14.17	3	5:24.85	12	00:00:00	00:00:00
4.	705	6	E3	Frank	Thomas			23:19.42	+0:28.43	+0:03.74	2:29.05	3	2:30.57	7	2:31.36	8	5:16.61	4	5:16.78	4	5:15.05	3	00:00:00	00:00:00
5.	225	6	E3	Kohlhause	Dag			23:33.85	+0:42.86	+0:14.43	2:32.77	6	2:29.64	6	2:27.13	3	5:25.52	8	5:20.70	6	5:18.09	4	00:00:00	00:00:00
6.	226	6	E3	Kurze	Stefan			23:41.31	+0:50.32	+0:07.46	2:34.68	8	2:30.87	8	2:33.64	11	5:21.15	5	5:22.72	10	5:18.25	5	00:00:00	00:00:00
7.	236	6	E3	Jüngling	Marcel			23:48.14	+0:57.15	+0:06.83	2:39.63	13	2:35.02	13	2:32.40	9	5:22.99	6	5:17.57	5	5:20.53	7	00:00:00	00:00:00
8.	477	6	E3	Thalmann	Walther			23:56.38	+1:05.39	+0:08.24	2:37.05	9	2:29.15	4	2:28.89	5	5:36.14	17	5:22.26	9	5:22.89	10	00:00:00	00:00:00
9.	211	6	E3	Kumant	Sascha			23:59.78	+1:08.79	+0:03.40	2:39.74	14	2:32.24	9	2:32.46	10	5:29.81	13	5:22.13	8	5:23.40	11	00:00:00	00:00:00
10.	244	6	E3	Wiedemuth	Jörg			24:08.97	+1:17.98	+0:09.19	2:41.88	15	2:39.32	18	2:37.12	15	5:27.70	10	5:21.18	7	5:21.77	8	00:00:00	00:00:00
11.	210	6	E3	Schulze	Patrick			24:09.51	+1:18.52	+0:00.54	2:39.45	12	2:34.86	11	2:33.95	12	5:25.50	7	5:33.28	16	5:22.47	9	00:00:00	00:00:00
12.	224	6	E3	Wilberg	Roby			24:14.29	+1:23.30	+0:04.78	2:48.56	24	2:34.97	12	2:30.61	7	5:30.04	14	5:24.78	11	5:25.33	13	00:00:00	00:00:00
13.	237	6	E3	Höpfner	Michael			24:20.40	+1:29.41	+0:06.11	2:37.96	11	2:34.09	10	2:35.07	13	5:30.50	15	5:29.69	13	5:33.09	15	00:00:00	00:00:00
14.	229	6	E3	Hoffmann	Chris			24:28.42	+1:37.43	+0:08.02	2:42.01	16	2:36.50	14	2:37.07	14	5:27.10	9	5:32.60	15	5:33.14	16	00:00:00	00:00:00
15.	263	6	E3	Büchner	Tobias			24:50.33	+1:59.34	+0:21.91	2:42.49	17	2:37.91	16	2:37.38	16	5:42.47	19	5:37.58	19	5:32.50	14	00:00:00	00:00:00
16.	223	6	E3	Wiegleb	Jens			24:59.59	+2:08.60	+0:09.26	2:53.09	28	2:40.61	21	2:39.95	20	5:33.84	16	5:34.25	17	5:37.85	17	00:00:00	00:00:00
17.	251	6	E3	Haase	Patrick			25:15.32	+2:24.33	+0:15.73	2:45.36	20	2:39.34	19	2:37.90	17	5:49.21	27	5:38.70	20	5:44.81	21	00:00:00	00:00:00
18.	230	6	E3	Schütze	Ken			25:18.67	+2:27.68	+0:03.35	2:37.55	10	2:40.33	20	2:41.74	22	5:49.31	28	5:43.02	23	5:46.72	23	00:00:00	00:00:00

Platz	STNR	WPs	KLASSE	NAME	VORNAME	Fahrzeug	Land	GESAMT	Abstand	Abstand2	WP1.1	WP1.2	WP1.3	WP2.1	WP2.2	WP2.3	ZK-Strafen	Strafen						
19.	227	6	E3	Engel	Jannis			25:19.44	+2:28.45	+0:00.77	2:46.55	23	2:41.99	23	2:45.47	24	5:37.41	18	5:41.89	22	5:46.13	22	00:00:00	00:00:00
20.	238	6	E3	Grummich	Guido			25:36.41	+2:45.42	+0:16.97	2:43.79	18	2:41.08	22	2:46.11	26	5:48.50	26	5:43.63	25	5:53.30	29	00:00:00	00:00:00
21.	202	6	E3	Wachsmuth	Daniel			25:38.45	+2:47.46	+0:02.04	2:44.03	19	2:42.07	24	2:39.92	19	5:52.57	29	5:44.24	27	5:55.62	30	00:00:00	00:00:00
22.	217	6	E3	Czekalla	Michael			25:47.63	+2:56.64	+0:09.18	2:49.53	25	2:46.38	26	2:45.43	23	5:43.44	21	5:43.87	26	5:58.98	31	00:00:00	00:00:00
23.	239	6	E3	Fabig	Christian			25:50.44	+2:59.45	+0:02.81	2:57.75	32	2:49.51	28	2:50.44	31	5:47.71	25	5:35.70	18	5:49.33	26	00:00:00	00:00:00
24.	203	6	E3	Wilke	Tino			25:53.87	+3:02.88	+0:03.43	2:50.44	26	2:52.85	33	2:46.15	27	5:59.71	32	5:45.23	28	5:39.49	19	00:00:00	00:00:00
25.	220	6	E3	Neumann	Dominic			26:07.45	+3:16.46	+0:13.58	2:55.82	31	2:46.55	27	3:05.39	39	5:47.51	24	5:43.43	24	5:48.75	24	00:00:00	00:00:00
26.	287	6	E3	Beyer	Martin			26:22.09	+3:31.10	+0:14.64	2:54.66	30	2:49.73	29	2:48.53	28	5:59.80	33	5:57.78	30	5:51.59	28	00:00:00	00:00:00
27.	204	6	E3	Gröber	Maik			26:23.57	+3:32.58	+0:01.48	2:54.20	29	2:50.82	30	2:49.53	30	5:55.41	30	6:02.60	34	5:51.01	27	00:00:00	00:00:00
28.	281	6	E3	Schilling	Henry			26:34.01	+3:43.02	+0:10.44	2:53.08	27	2:45.64	25	2:45.51	25	5:43.84	22	5:45.68	29	5:40.26	20	00:01:00	00:00:00
29.	213	6	E3	Holze	Ronny			26:55.34	+4:04.35	+0:21.33	2:45.41	21	2:39.05	17	2:38.82	18	5:43.25	20	5:29.99	14	5:38.82	18	00:02:00	00:00:00
30.	219	6	E3	Hofmann	Benjamin			27:01.39	+4:10.40	+0:06.05	3:01.12	34	2:54.94	34	2:51.60	32	6:11.14	35	6:03.42	35	5:59.17	32	00:00:00	00:00:00
31.	232	6	E3	Schubert	Christian			27:11.19	+4:20.20	+0:09.80	2:59.80	33	2:52.10	32	2:49.53	29	6:25.53	42	5:58.68	31	6:05.55	34	00:00:00	00:00:00
32.	209	6	E3	Hofmann	Tobias			27:27.66	+4:36.67	+0:16.47	3:07.89	39	2:57.62	37	2:56.93	34	6:13.88	36	6:01.20	33	6:10.14	36	00:00:00	00:00:00
33.	286	6	E3	Knopf	Sebastian			27:33.63	+4:42.64	+0:05.97	3:09.17	41	3:00.12	38	3:02.99	37	6:04.69	34	6:06.56	36	6:10.10	35	00:00:00	00:00:00
34.	242	6	E3	Zimmerling	Ronny			28:28.81	+5:37.82	+0:55.18	3:08.57	40	3:05.16	42	3:05.79	40	6:14.84	37	6:19.91	40	6:34.54	39	00:00:00	00:00:00
35.	207	6	E3	Zeising	Gordon			28:32.52	+5:41.53	+0:03.71	3:02.00	36	2:56.48	35	3:05.95	41	6:17.20	38	6:30.35	41	6:40.54	41	00:00:00	00:00:00
36.	212	6	E3	Kammer	Tommy			28:49.22	+5:58.23	+0:16.70	3:01.26	35	2:51.39	31	2:54.37	33	5:57.80	31	5:59.67	32	6:04.73	33	00:02:00	00:00:00
37.	294	6	E3	Schreiber	Stefan			28:49.56	+5:58.57	+0:00.34	3:22.82	46	3:01.26	40	3:00.26	36	6:23.04	40	6:17.13	39	6:45.05	42	00:00:00	00:00:00
38.	218	6	E3	Czekalla	Hendrik			28:57.54	+6:06.55	+0:07.98	3:06.82	38	2:57.26	36	3:05.35	38	6:52.99	47	6:15.22	37	6:39.90	40	00:00:00	00:00:00
39.	208	6	E3	Rieck	Mathias			30:08.77	+7:17.78	+1:11.23	3:34.24	50	3:20.63	44	3:16.58	43	6:55.95	48	6:31.16	42	6:30.21	38	00:00:00	00:00:00
40.	243	6	E3	Lübeck	Fritz			30:18.81	+7:27.82	+0:10.04	3:19.52	45	3:17.27	43	3:22.04	45	6:43.22	44	6:42.91	44	6:53.85	43	00:00:00	00:00:00
41.	214	6	E3	Hartmann	Stefan			30:59.93	+8:08.94	+0:41.12	3:02.16	37	3:00.34	39	3:00.11	35	6:18.46	39	6:16.72	38	6:22.14	37	00:03:00	00:00:00
42.	228	6	E3	Böhme	Benjamin			31:19.71	+8:28.72	+0:19.78	2:46.55	22	2:37.57	15	2:40.01	21	5:46.23	23	5:40.16	21	5:49.19	25	00:06:00	00:00:00
43.	222	6	E3	Krzebek	Lars			32:44.64	+9:53.65	+1:24.93	2:30.56	4	2:29.31	5	2:29.16	6	5:28.64	11	5:26.89	12	5:20.08	6	00:09:00	00:00:00

Platz	STNR	WPs	KLASSE	NAME	VORNAME	Fahrzeug	Land	GESAMT	Abstand	Abstand2	WP1.1		WP1.2		WP1.3		WP2.1		WP2.2		WP2.3		ZK-Strafen	Strafen
44.	444	6	E3	Hoffmann	Daniel			50:59,69	+28:08,70	+18:15,05	3:16,82	43	3:42,45	48	3:17,29	44	6:47,84	46	6:51,90	45	7:03,39	45	00:20:00	00:00:00
45.	779	6	E3	Hoffmann	Marcel			53:08,55	+30:17,56	+2:08,86	3:23,06	47	3:25,62	46	3:35,34	46	7:25,80	51	7:24,24	48	6:54,49	44	00:21:00	00:00:00
NIW	215	5	E3	Lehmann	Steven			22:19,54			3:12,16	42	3:01,40	41	3:08,78	42	6:25,16	41	6:32,04	43			00:00:00	00:00:00
NIW	221	4	E3	Schmidt	Andreas			20:35,37			3:23,32	48	3:27,65	47			6:45,10	45	6:59,30	46			00:00:00	00:00:00
NIW	235	4	E3	Trautmann	Philipp			20:50,17			3:32,30	49	3:21,80	45			6:40,23	43	7:15,84	47			00:00:00	00:00:00
NIW	216	2	E3	Willgerodt	Anton			8:01,83			2:32,89	7					5:28,94	12					00:00:00	00:00:00
NIW	288	2	E3	Hoppe	Timo			10:15,27			3:17,92	44					6:57,35	49					00:00:00	00:00:00
NIW	206	2	E3	Fischer	Volker			10:54,19			3:44,24	51					7:09,95	50					00:00:00	00:00:00

nach oben